


# WATT/WATT HOUR TRANSDUCER



- High accuracy Watt : 0,2% + PF 0,15%  
W,H : 0,2% + PF 0,15%
- Extremely excellent long term stability with,
- Conversion method with R, C time constant divided of multiple equation,
- Meets IEEE SWC test,
- Outstanding overload and temperature performance,
- Stability : Maximum 0,02%/°C

## Description

DEESYS watt/watt hour transducer are designed to measure the power and energy with various functions simultaneously. Output is adopted time division multiplication method using the R,C. Watt hour output shall be provided various pulses according to the user's purpose and usage.

## Ordering procedure

- class : 0,2
- DEESYS WATT/WATT HOUR T/D
- SOURCE
  - 1. 1Ø2W 2. 1Ø3W
  - 3. 3Ø3W 4. 3Ø4W
- INPUT(I)
  - 1.0~5A
  - 2.0~1A
  - 3.Option
- INPUT(V)
  - 1.0~110V or 190/√3
  - 2.0~220V or 380/√3
  - 3.Option
- OUTPUT
  - 1. DC 4~20mA
  - 2.DC 1~5V
  - 3.Option
- OUTPUT(Pulse)
  - 1. 1Pulse/Watt hour
  - 2. 1Pulse/10Watt hour
  - 3. 10Pulse/Watt hour
  - 4. Option
- HZ
  - 1.60HZ
  - 2.50HZ

DWW- □ □ □ □ □ □

## Standard product

Model	Output	Source
DWW-11111	DC 4~20mA, 1Pulse/Watthour	1Ø2W
DWW-21111	DC 4~20mA, 1Pulse/Watthour	1Ø3W
DWW-31111	DC 4~20mA, 1Pulse/Watthour	3Ø3W
DWW-41111	DC 4~20mA, 1Pulse/Watthour	3Ø4W

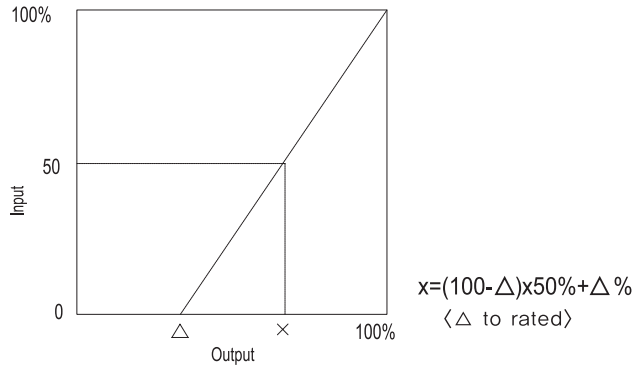
Order made is available except for standard products.

## Output/Load resistance

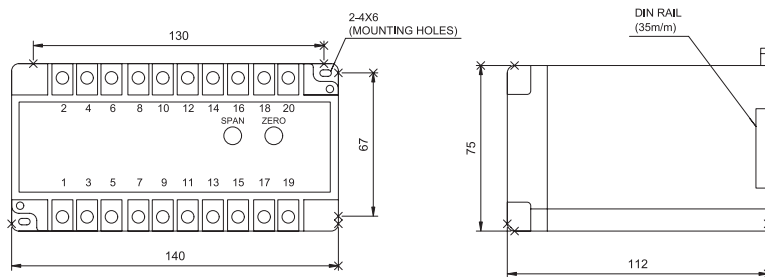
Output	Load Compliance $\Omega$
4~20mA	$\leq 500$
1~5V	$\leq 1K$

## Installation and operation

### Output Linearity



## Mounting and dimension



## Connection diagram

